

# WORKSHOP PERKULIAHAN DARING JURUSAN MATEMATIKA

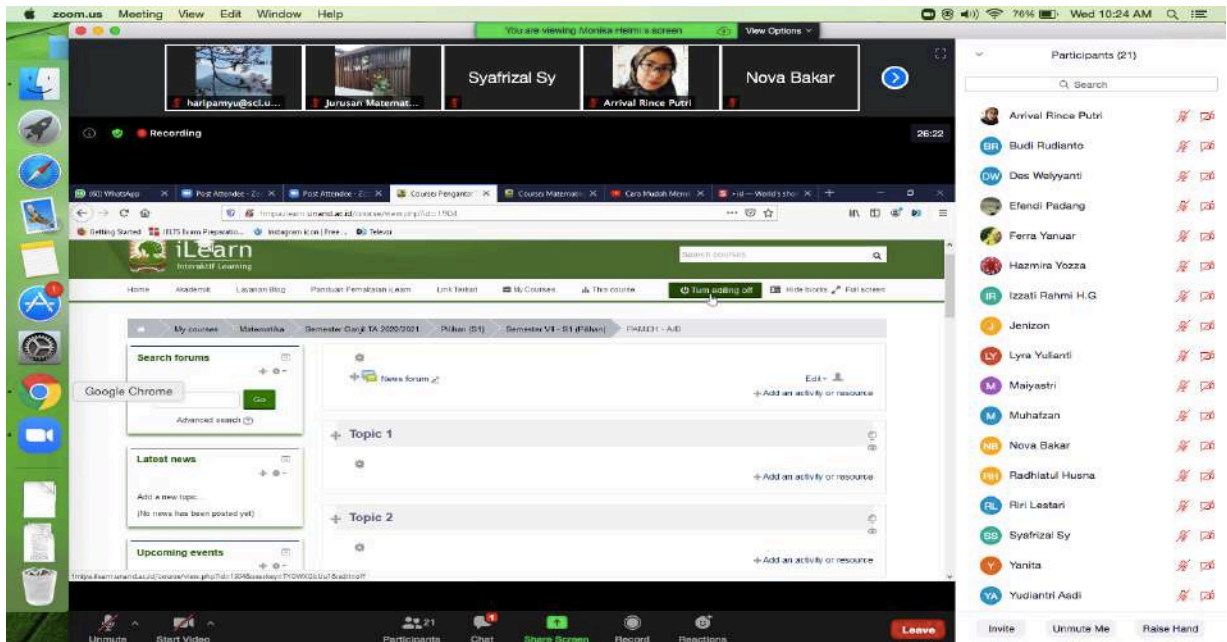
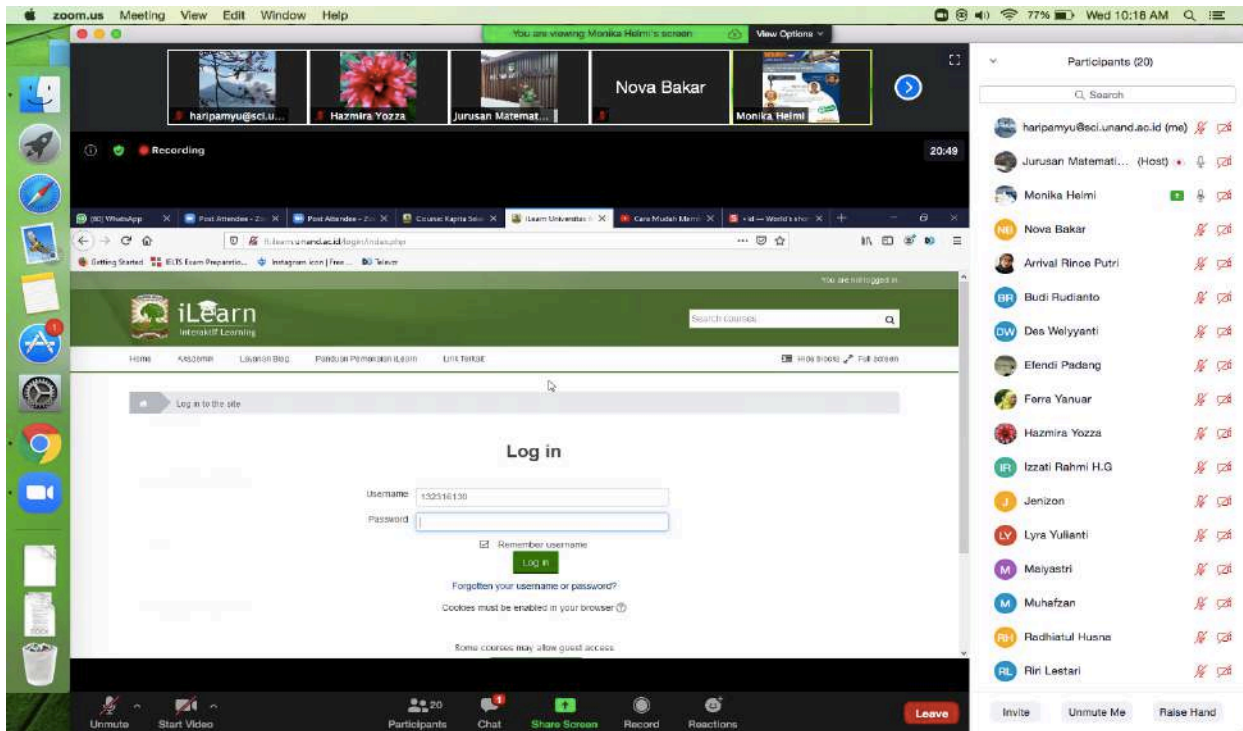
Hari/Tanggal : Rabu/ 12 Agustus 2020

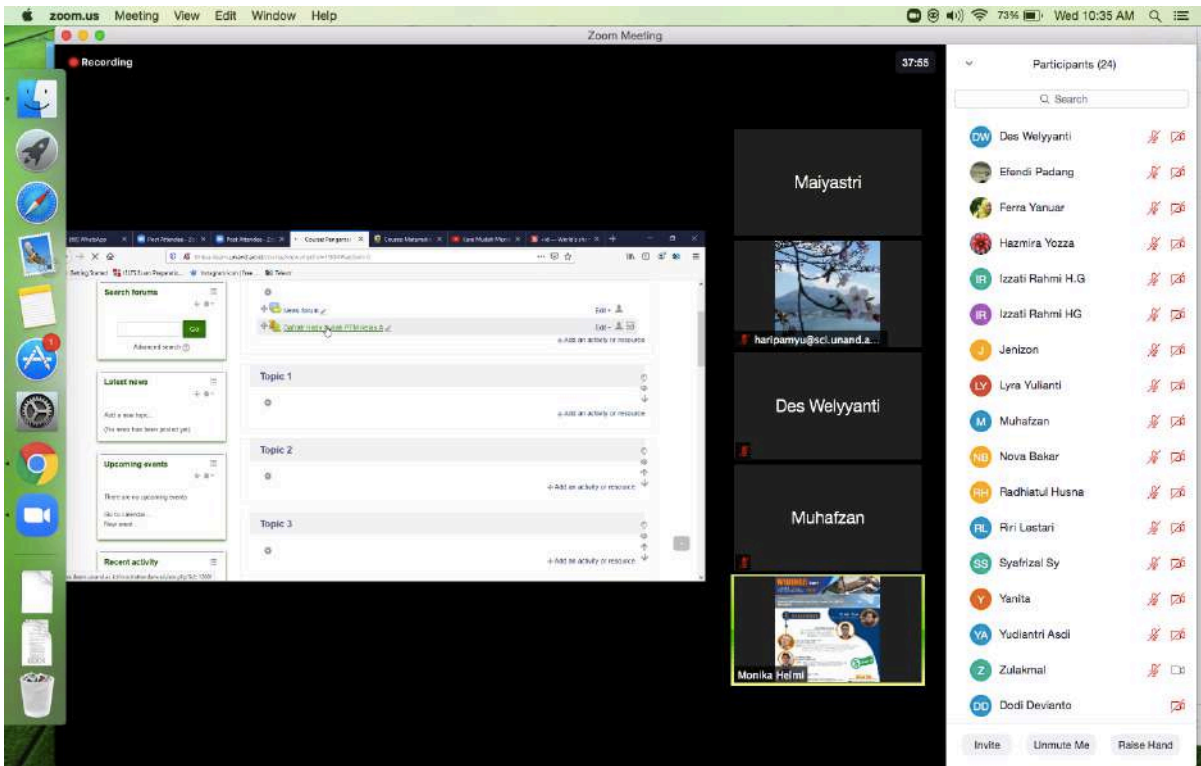
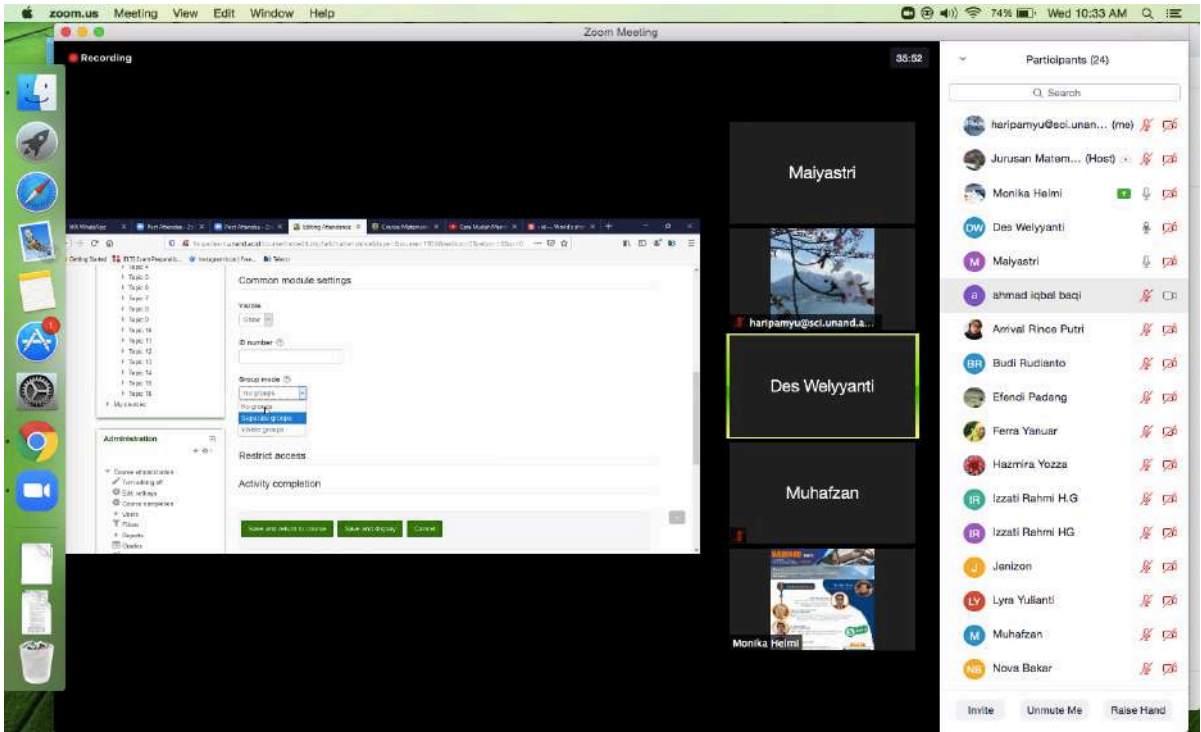
Pukul : 10.00-12.30 WIB

Narasumber : 1. Monika Rianti Helmi, M.Si

2. Hazmira Yozza, M.Si

Materi Narasumber 1: Menambahkan *Attendance for the Course*





## Materi Narasumber 2: Menambahkan a new Assignment

The image displays two sequential screenshots from a Zoom meeting, illustrating the steps to add a new assignment in Canvas LMS. The meeting interface includes a top bar with 'zoom.us Meeting View Edit Window Help', a recording indicator, and a time of 01:57:08. The main content area shows a browser window with the Canvas LMS interface.

**Top Screenshot (01:57:08):** The browser window shows the 'Adding a new Assignment to Pertemuan 1' form. The 'General' section is visible, with fields for 'Assignment name' and 'Description'. The 'Navigation' sidebar on the left shows a tree view of the course structure, including 'Pertemuan 1' and 'Pertemuan 2'.

**Bottom Screenshot (01:59:51):** The browser window shows the 'Availability' section of the assignment form. It includes fields for 'Allow submissions from' (12 Aug 2020, 00:00), 'Due date' (19 Aug 2020, 00:00), and 'Cut-off date' (12 Aug 2020, 11:30). The 'Submission types' section is also visible, with options for 'Online test' and 'File submissions'.

The Zoom meeting interface also shows a list of participants on the right, including Haripamy@sci.unan..., Jurusan Matem..., Hazmira Yoza, Admi (Co-host), Meiyastr, Syetrizal Sy, ahmad iqbal baqi, Arrival Rince Putri, Budi Rudianto, Des Welyanti, Ferre Yanuar, Izzati Rahmi H.G, Jenizon, Lyra Yulianti, Monika Helmi, Narwen Tanjung, and Nova Bakar. The bottom bar of the Zoom window shows controls for 'Unmute', 'Start Video', 'Participants', 'Chat', 'Share Screen', 'Record', 'Reactions', and 'Leave'.



